




GLYCOS



ARTEMIS



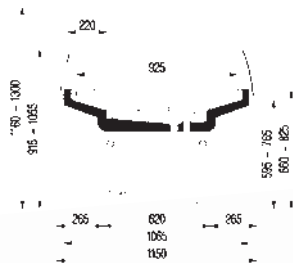
CRONOS



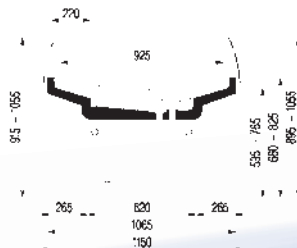
DORIS

ARTEMIS / CRONOS Measurements

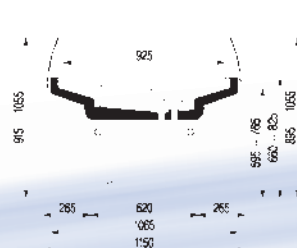
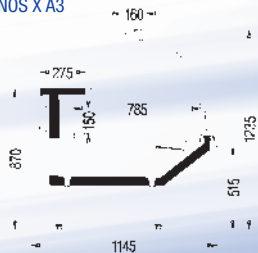
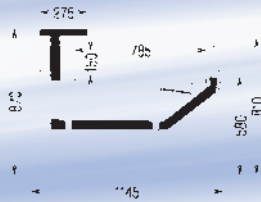
ARTEMIS SA



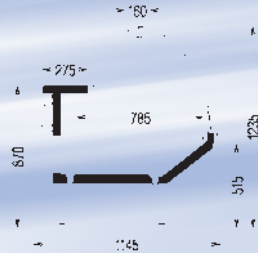
ARTEMIS LS



ARTEMIS

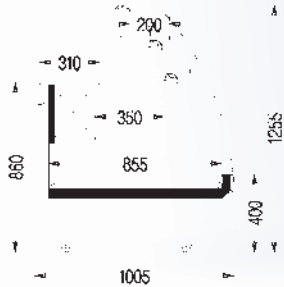
CRONOS A3
CRONOS X A3CRONOS S A3
CRONOS X S A3

CRONOS A3

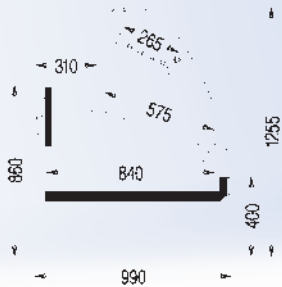


GLYCOS / DORIS Measurements

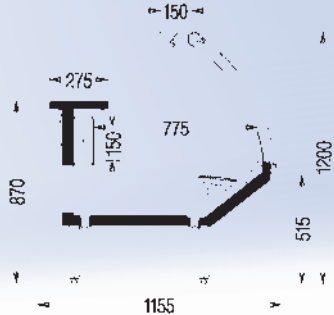
GLYCOS Pastry



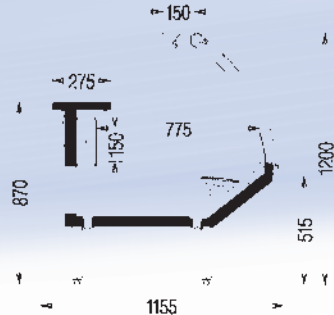
GLYCOS Bakery



DORIS A3
DORIS X A3






DORIS S A3
DORIS X S A3


















SERVE-OVERS Technical Data

ARTEMIS / CRONOS

Product Family	Model	Temperature range (°C)	Net weight (kg)	External dimensions with endwall (mm)			Crated dimensions (mm)			Crated weight (kg)	Application
				width	depth	height	Length	depth	height		
ARTEMIS	SB INSEL	0...+2	150	1335	1150	915	1370	1145	1015	n/a	
	SA		170			1160				n/a	
	LS		165			915				n/a	
CRONOS	1250	0...+2 /	160	1350	1145	1235	1500	1150	1130	220	A3, X A3: 
	1875		215	1975			2200			283	
	2500	+2...+4 /	260	2600			2750			340	S A3, X S A3: 
	3125	+4...+6	315	3225			3400			405	
	3750	370	3850	4000			474				

SERVE-OVERS Technical Data

DORIS / GLYCOS

Product Family	 Model	 Temperature range (°C)	 Net weight (kg)	 External dimensions with endwall (mm)			 Crated dimensions (mm)			 Crated weight (kg)	 Application	
				width	depth	height	Length	depth	height			
DORIS	1250	0...+2 / +2...+4 / +4...+6	160	1350	1145	1200	1500	1150	1130	220	A3, X A3:  	
	1875		215	1975			2200			283		
	2500		260	2600			2750			340		
	3125		315	3225			3400			405		S A3, X S A3:  
	3750		370	3850			4000			474		
GLYCOS	PASTRY 900	+3...+5	160	940	1005	1255	1150	1150	1500	213	 	
	PASTRY 1800		260	1840			2000			326		
	PASTRY 2700		360	2740			2900			453		
	BAKERY 900	-	110	940			1150			163	 	
	BAKERY 1800		220	1840			2000			286		
BAKERY 2700	330		2740	2900	423							