




GD220



GD300



GD380

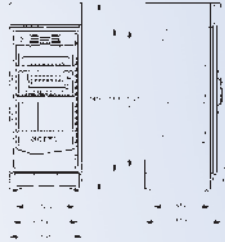


GD440

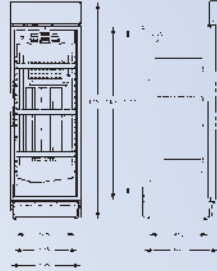
SINGLE DOOR COOLERS Measurements



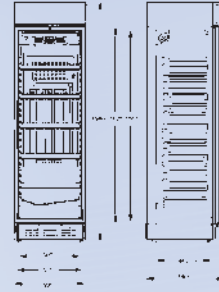
GD220



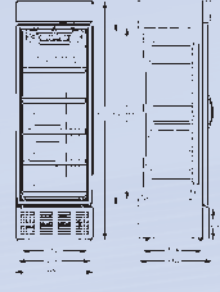
GD300



GD380



GD440



SINGLE DOOR COOLERS Technical Data

Model	Temperature range (°C)	Volume (ltr.)	Net weight (kg)	Dimensions (mm)			Capacity (pcs)		Crated dimensions (mm)			Crated weight (kg)	Transport		Application
				width	depth	height	0,33 l can	0,5 L Pet bottle	width	depth	height		Truck (13,6)	40'cont.	
GD220	+1...+10	215	68	595	640	1350	196	91	680	710	1550	79	60	51	
GD300	+1...+10	290	83	595	640	1780	266	161	680	710	1880	90	60	51	
GD380	+1...+10	372	89	595	640	1980	364	161	880	710	2080	97	60	51	
GD440	+2...+12	438	97	680	605	2107	480	272	750	700	2190	105	57	51	

Glass Door
Chillers