





PERFORMOR 1585
PERFORMOR 1545/85




PERFORMOR 2085
PERFORMOR 2045/85



PERFORMOR 2545/85

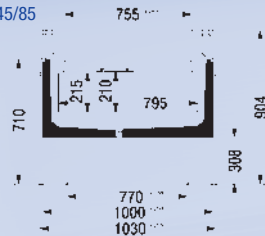
PERFORMOR Measurements
















PERFORMOR 1585
 PERFORMOR 1545/85
 PERFORMOR 2085
 PERFORMOR 2045/85



PERFORMOR 2545/85



PERFORMOR Technical Data

Model	Temperature RANGE (°C)	Volume (ltr.)	Net weight (kg)	Dimensions (mm)			Crated dimensions (mm)			Crated weight (kg)	Transport		Application
				width	depth	height	width	depth	height		Truck (13,6)	40'cont.	
1585	-18...-25	275	184	1480	980	870	1540	1090	1100	204	32	30	 
2085		390	216	2030			2090			246	24	22	 
1545/85	-18...-25 / 0...+2	275	192	1480			1540		1150	212	32	30	  
2045/85		390	223	2030			2090			253	24	22	  
2545/85	-16...-23 / 0...+2	504	270	2530	1030	904	2530	1030	904	300	20	16	  

Islands · Wallsides
 Temp.: - · +/-