



MC7 / MB7



MV9 / MC9 / MB9



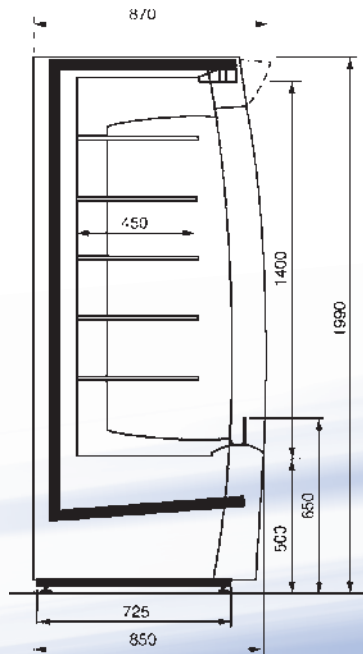
MV13 / MC13 / MB13 / MM13



MV17 / MC17



MC25



Deluxe endwall

























Trend endwall



Standard endwall



## MAXIMA Technical Data

															
Model	Temperature range (°C)	Volume (ltr.)	Net weight (kg)	Dimensions (mm) width depth height			Capacity (pcs) 0,33 l can 0,5 L Pet bottle		Crated dimensions (mm) width depth height			Crated weight (kg)	Transport Truck (13,6) 40'cont.		Application
MC7	+4...+5	313	180	690	850	1990	630	315	770	920	2200	195	42	39	
MB7	+2...+3														
MV9	+5...+6	520	190	890			n/a	n/a	995			205	28	26	
MC9	+4...+5														
MB9	+2...+3														
MV13	+5...+6	750	245	1250			n/a	n/a	1355			260	24	21	
MC13	+4...+5														
MB13	+2...+3														
MM13	+2...+3														
MV17	+5...+6	1040	320	1700			1680	840	1805			340	15	13	
MC17	+4...+5														
MC25	+4...+5	1480	445	2420			2520	1260	2510			475	10	8	

Multidecks